

Greyhound Gazette

A quarterly publication for greyhound owners and other dog lovers

March 1, 2010 – Issue 5



Our Adoption Program – A One Year Retrospective

In April 2009, the Greyhound Supporters launched its retired racing greyhound adoption program. Our intent was to work with Northern Greyhound Adoptions (NGA) – an adoption kennel located in Vermont – and to undertake customized adoptions that placed retired racers in loving, forever homes.

As of February 2010, we have exceeded the goal that we had set for ourselves for our first year of operation, by placing 18 greyhounds in homes. Not all of the greyhounds we placed were from the Vermont adoption kennel – some were re-homes from other adoption groups and some came into the custody and care of the Greyhound Supporters in other ways. But all have found their way into loving homes in the Ottawa and Toronto areas.

In addition to placing greyhounds in homes, we also have a foster care program, and there is currently one foster hound that needs a home. We will continue to care for this foster, and any others that come into our custody until we find them their forever homes. If you are interested in being a foster home, please contact us at info@gsncr.ca – foster homes are a vital element of our adoption program and we sometimes need to find a foster home with very little notice.

Our Adoption Buddies Program has also been a key factor in the success of our fledgling adoption program. Adoption Buddies provide essential post-adoption support to new adopters, helping them and their new hounds through the settling-in process.

As with any greyhound adoption program, it is our volunteers that make the adoption program possible. The people that generously donate their time to “Foster” do “Meet and Greets”, to participate in events that introduce the public to retired racing greyhounds, helping to raise public awareness about what wonderful canine companions these retired athletes make – are integral to our adoption program. On behalf of the Greyhound Supporters, our most sincere thanks – without you, we could not do what we do.

In This Issue

Adoption Program
Adoption Buddies

New Arrivals
Re homes
Fosters

Recipes

Planning Ahead

Health & Wellness

Measures Medical
Auction

Every Dog has his
Portrait

Vendor Spotlight

Upcoming Events

Product Review

Adoption Buddies

One of the components of a successful retired racing greyhound adoption program is the post-adoptive support provided to new adopters. New adopters often have questions or issues, and having a support network to contact helps provide them with answers as quickly as possible. Thus, in addition to the 24/7 support provided by the Adoption Coordinator to new adopters, the Greyhound Supporters have established an “adoption buddy” system.

The Adoption Buddy system is comprised of pairing at least one experienced greyhound owner/family with a new greyhound adopter/family. Ideally, the “buddy” will have experience similar to the new adopter’s circumstances, i.e. apartment living, senior hound, etc. The buddy is there to provide support and advice to the new adopter and help guide them through transition issues by sharing their experiences. And, if the buddy doesn’t have an answer, they have the others within the local greyhound community that they can reach out to and whose suggestions they can then share with the new adopters.

Adoption Buddies aren’t expected to know all the answers, but they might know someone else who has experienced similar issues and help get information to help the new adopters. Thus far, the feedback on the Adoption Buddy system has been positive, from both the buddies and the new adopters. And one of the added benefits of this buddy system is that it helps build the growing greyhound community network that is already so strong in the Ottawa area.

If you’d like to volunteer as an Adoption Buddy, please contact Laura at info@gsncr.ca

Who we are:

The Gazette Committee

Les Arany
Melanie Begin
Heather Bourdon
Carol Harkness
Janet Sullivan

The Greyhound Supporters is proud to introduce the new arrivals



Bill, Lois and Andy

Andy came into the custody of the Greyhound Supporters in December, after spending 14 months in New Brunswick recovering from a broken leg that ended his racing career. On New Year's Eve, Andy (formerly Addy) met Bill and Lois, and it was love at first sight for Andy and his new family.



Mike Churchward and Rossi

Rossi is a lovely little black greyhound girl who arrived at the adoption kennel with a broken leg. After healing and recuperating, Rossi joined the Churchward family, complete with a new big brother Ziggy



Theresa Knowles and Risen

Risen is a handsome black boy who waited several months at the kennel before meeting his new mom Theresa. Risen has adjusted beautifully to his new life in downtown Ottawa.



Hank and the Arany Family

Hank had a bumpy start to retired life as he wasn't suited for apartment life and came back into the adoption program shortly after arriving in Ottawa. However, after an introduction to the Arany family and their little greyhound girl Sadie, it became evident that Hank had found his new family and home.




Mark Deschambault & Trigger

We are very pleased to welcome Trigger and his dad Mark to the Ottawa greyhound community. Trigger is a gorgeous red brindle boy, who just exudes happiness with everything that he does. Although Trigger has probably never met a person that he didn't like, it was obvious from the moment he met Mark that he knew he'd found his forever family. And Mark knew it too! Be sure to say hi to both these guys when you see them out and about.



Donna Borsa & Renee

Lamar is happy to welcome his new sister Renee into the family. Donna, Neil, Rebecca and Kyle are also very happy to welcome their newest addition, although it would be impossible to resist this beautiful little girl for very long. Make sure to say "Bonjour" next time you see the hounds out with their family.



Dave & Stacey with Beth

Dave and Stacey are thrilled to welcome Beth into their hearts and home. Beth has settled into her new surroundings without any difficulty, but the two family cats still aren't sure about their newest family member.

Also joining the greyhound community in December

Snappy – adopted by Richard Stubbs/Sheena Rogister

Meet our Foster

Titan

Titan, or Tai as he is called by his foster family, is approximately four years old, weighs 75 pounds and is a lurcher (greyhound/scenthound mix). In November, Tai was rescued from Ohio where he was used as part of the illegal race circuit there.

Tai is an incredibly loving goofball who thinks that everything is worth exploring because he is so curious. He is also very smart and he mastered the basics of living in a house very quickly. He is very friendly, loves people, going for long walks or runs, playing with toys and sleeping on couches, preferably with his head in someone's lap, although his foster mom would not classify him as a couch potato. It wouldn't take much to teach him to play fetch and he would probably really enjoy agility or flyball or other such activities.

Tai's foster mom enrolled him in obedience class in early January - partially for socialization as well as learning some basic obedience. He is making progress with leash walking and basic commands - Tai is very food motivated which helps with training. A backyard is an absolute necessity for Tai – not only because he loves to run around and expend energy, but because he is not comfortable relieving himself on leash and always uses the backyard. He's proven to be good with kids (age 8 and up) and he loves to play. He's quite gentle most of the time, but he can get a little boisterous so that has to be worked on. He loves to run around in the backyard and bound through the snow. He's also been good with all of the dogs that he's met, but we don't consider him to be cat safe. He has suffered from some minor Separation Anxiety, but living with another dog will ease that and it is obvious that he loves the company of other dogs in the house as he often lies down close to them and loves to play with them.

Tai is very food motivated, and he did exhibit some food aggression when he was first rescued, but that has been resolved - especially now that he's put on some much-needed weight. He is also a counter-surfer, and anything left on the counter is considered fair game as far as he is concerned, but he has learned not to disturb people when they are eating.

Tai no longer needs to be left in a crate when his foster family is out. He now likes to sleep on the couch until the family arrives home.

Tai looks a lot like a greyhound, and is a lovely red fawn colour. He will make some family a terrific pet and canine companion, but he does need an experienced dog-owner as he is quite strong but very eager to please. Tai has been neutered, his shots are up-to-date and he is on Interceptor. He was seen by a vet here in Ottawa, and was pronounced extremely healthy.

Please contact Laura at info@gsner.ca if you are interested in learning more about Tai or would like to consider adopting him. Adoption applicants through the Greyhound Supporters do go through a screening process, including reference checks and a home visit. Tai's adoption fee is \$200.00.



Tai

Homemade Frosty Paws – by Tina Kelly

- 1 Quart plain or vanilla yogurt
- 1 banana or 1 lrg jar banana baby food
- 2 Tbsp peanut butter
- 2 Tbsp honey
- 2 Tbsp carob powder (optional)
-

If using regular banana mash well...mix all ingredients until well blended (you could use a food processor or blender) Place into ice cube trays or small bathroom sized cups and freeze. Once frozen you can store in freezer in plastic bag. The great thing is you can play with recipe and add stuff that your dog likes. I use the carob powder or carob chips. Some people add granola to theirs.

Planning ahead – for your hound's sake - By Laura Simmermon

Many of us are used to leaving our hounds with family, friends or sitters when going on vacation or on business trips. But, have you made arrangements for your greyhounds in the event that your return home is significantly delayed, or if you don't return home at all?

Here are some things to consider addressing in advance, in the event that something happens to you while you are away:

- Your emergency contact should know who is taking care of your greyhound(s) in your absence, and have all of your sitter's contact information. Your emergency contact should also be provided with the name and contact information of your adoption group representative in the event that the hounds have to be surrendered.
- Your hound sitter should have your contact information; your emergency contact's information; and your vet's contact information. Sitters may have emergency situations of their own, and may need to find alternate arrangements for your hound(s).
- If something does happen to you, "in the event of an emergency" arrangements for your greyhound(s) should be clearly defined and shared so that your hounds are appropriately cared for until such time as permanent arrangements can be made by your emergency contact, i.e. being re-homed or surrendered to an adoption group. If your hounds are with a sitter, the sitter may not be able to keep your hounds beyond the agreed-upon sitting period. Unless you have an agreement (in writing) with your sitter, don't expect that they can keep your hounds indefinitely.
- The Greyhound Supporters is willing to work with its adopters in advance to identify and document re-homing solutions in the best interest of their hound(s). If a friend or family member has committed to assuming custody of your greyhound(s) in the event of your death, the GS would like to work with you so that we are aware of, and can respect your wishes wherever possible.
- Ensure that your emergency contact and/or your executor knows whatever arrangements you have made for your hounds. You don't want your greyhound(s) ending up at a local shelter because nobody knows what should be done with them.

There may be instances where decisions have to be made about your greyhound(s) during your absence. It may not be possible to reach you in a timely manner, especially in an emergency situation. Here are some things to consider addressing in advance, so that your sitter and your emergency contact knows and can respect your wishes in the event that something happens:


- Provide your sitter with written authorization to care for your hound(s) in the event of a medical emergency. This would include your wishes in the event of a life-threatening injury or illness.
- Advise your vet of your absence and provide them with written authorization for medical procedures that may be undertaken in your absence, and what monetary limits you may wish to impose and/or life-saving procedures you may wish to allow or disallow.
- Provide your sitter and/or your emergency contact with a credit card number and a specified limit for expenditures in the event that your greyhound(s) has to be taken to an emergency clinic and not to your regular vet.
- Ensure your sitter, your emergency contact, and your vet knows what you would like done with the remains of your greyhound if it passes away during your absence.
- Available to pet owners is the option to establish and pre-pay for cremation services and pet care specialty products. If you have specific wishes for your beloved canine companion's remains, and have made these arrangements with a specific service provider, ensure that your hound sitter, emergency contact and executor are aware of these arrangements and whom to call if these services are required.

A little bit of planning ahead can ensure that your greyhounds are taken care of, no matter what happens.

Cytology for Diagnosing Ear Infections-

Dr. Diane Walker DVM

Algonquin Animal Hospital



Long term success for treating ear infections depends on identifying and controlling the correct primary underlying factors and managing the perpetuating factors that cause the physical symptoms to keep recurring. The most common perpetuating factors are bacteria (rods or cocci) and/ or yeast (*Malassezia* sp) infections or a combination of these. Successful therapy needs to be based on appropriate diagnostic information obtained from examination of the ears, cytology and culture/sensitivity (C/S) results.

Cytology is indicated in all ear diseases and is recommended in both initial visits and on follow-up exams. It involves the collection of debris from the external ear canal using a swab which is then placed on a slide and then stained to help visual the types of bacteria, yeast and cells that may be present.

When examining the slides, veterinarians and/or technicians are looking for

1. Cells indicating inflammation such as epithelial cells, red blood cells or neutrophils (white cells which indicate suppurative infection)
2. Infectious agents such as bacteria (rods or cocci) or yeast.
3. The relative number of cells and infectious agents. This also helps when re-evaluating the response to therapy
4. Other items of interest such as parasites (mites), foreign bodies (pollen) or cancers

Interpretation of the slides also helps to determine when to order a C/S. If neutrophils are present without bacteria a hypersensitivity reaction is often suspected and so no infectious agent would be suspected. When bacteria are seen in high numbers with neutrophils and especially on a recheck exam a C/S is warranted. A culture is needed when rod-shaped bacteria are seen as the only organism, when the standard therapy has failed, the patient has recurring infections or the middle ear is inflamed.

Follow-up is important to monitor effectiveness of therapy.

Owner maintenance at home is also an important part of keeping the ears healthy. The ears should be regularly checked for smell, absence of debris, scratches and visible masses. A sour smell can denote a *Malassezia* infection. Debris without redness or swelling can just be wiped away with a soft cloth containing a veterinary ear cleaner.

Ear cleaners are a pH that inhibits bacterial and yeast growth and are soothing to the ear. In a pinch, a dilute solution of white vinegar and water (25%/75%) can be used. It is nontoxic and will never hurt the ear or ear drum, it also provides a bacteriostatic pH. However the smell can be a bit strange. Mineral oil can often become thickened and dry in the inner ear canal and peroxide or alcohol can sting and hurt.

There is no hard and fast rule for routine ear cleaning. Some dogs rarely need their ears cleaned while others may need their ears cleaned 1-2 times a week. It is important to note that too frequent of cleanings can also be very irritating. Also when the ear is being medicated cleaners change the ear environment and so may reduce the effectiveness of some medications. A gentle wipe of the debris and old crusted medication may be all that is needed while medicating an ear, in fact this recommended to help speed healing.

Good cleaning tools are soft make up removal pads and gentle cotton swabs. However with cotton swabs it is important to never lose sight of the tip as the dogs ear is not horizontal you can accidentally break the tip off in the canal and require a visit to the vet to have it removed. I would save the swabs for crevices and folds that you can visualize. Gently filling the ear with the cleaning solution and then massaging it in for 20-30 seconds and letting it soften the debris will help to clean the eara better. Have a towel handy for when you dog shakes it head.

Ear cleaning can sometimes feel a little strange and uncomfortable to your dog so it is important to make it a pleasant event and use food rewards and a calm environment to help them accept the procedure. Gently handling the ears at other times can help a timid dog learn to tolerate ear cleaning better. Next to nail trimming this is one grooming procedure that both owners and dogs often dread.

Measure's Medical Auction – Tina Kelly & Jennifer Cormier

On a slow November afternoon, an email came across my inbox for foster homes for two greyhounds in need. Both had been waiting for forever homes of their own for over a year.

The email was sent to the President of Greyhound Supporters and the Board evaluated the needs of these two hounds. My offer to foster both boys was accepted so I travelled into Toronto late on Dec 11th to pick them up from their long G.U.R. from New Brunswick to Ontario.

Andy found a home quickly, however Measure became lame shortly after arriving. A visit to an Orthopedic Surgeon, Dr. John Brajkvoch, determined that he had re-injured his anterior cruciate ligament, which had been previously repaired. It was deemed that for a better quality of life, Measure required surgery again and this time the TTA surgery (Tibial Tuberosity Advancement) was to be completed. Surgery was scheduled to be performed by Dr. Brajkvoch.



With surgery, home rehabilitation and hydrotherapy in Measure's future, Greyhound Supporters was looking at a substantial financial bill.

The idea of Measure's Medical Fund was suggested to the Board. We were fortunate enough that many friends, family, clients, and supporters of GSNCR heard the call and came to our aid. Donations came flooding in! Greyt Auctions offered to run our auction at no cost as part of the January launch of their company.

The Auction ran from January 22 to February 5. With all of the advertising and despite the few bugs we encountered using new Auction software, Greyhound Supporters managed to pull in a fantastic total of \$1102.00 towards the medical fund. The generosity and support has been overwhelming to say the least.

Measure, or MonkeyMan as he is lovingly called, is now recuperating from his surgery. The surgery was a complete success and, in the few weeks since it was performed, he has made leaps and bounds (not literally, of course) towards being able to use his leg to its fullest extent. His scar is healing beautifully, and he is showing little to no signs of the discomfort he had felt prior to surgery.



He began his hydrotherapy treatments on February 11th and already we're seeing results.

Special Thanks to:

Our donators

Auction Bidders & Winners

Jen Cormier (Web Guru)

Dr. John Brajkvoch & RVT Corbie from Caledon Mountain Vet Hospital

Dr Leslie Woodcock from Woodcock Veterinary Services

The Auction



Every Dog Has HisPortrait? - by Chris Kasurak

It's a well known fact that greyhound people can get a little obsessed. It might be a comforting thought that this has been a fact of hound ownership since the earliest days of the human-dog relationship. I don't want it said that I'm biased either, because there's documented proof that many civilizations have highly valued their hounds. And since it's hard to describe with words just how we love these dogs, people have been doing it with pictures.

Many greyhound fans are familiar with two eras of art that loved hounds: the ancient Egyptians and the European Renaissance. The Egyptians favoured a more stylized, graphic approach while the renaissance painters and sculptors aimed for more realistic depictions. I think the sleek, speedy curves of greyhounds are suited to a graphic style, so I'd like to mention another two eras where hounds were highlighted in art. The ancient Celts and the Art Deco movement both showcased hounds in a style that captures their grace and life.

The Celts were the people who inhabited what is now the UK and some of Europe before and during the time of the classical Romans. They had a distinctive style of art, recognizable in its intricate knotwork and embellished scripts. They produced the world's most famous illuminated manuscript, the Book of Kells, which features some ancestors of today's greyhounds. The dogs are drawn with the same delicate knots and sweeping lines that appear in the rest of the work, and I feel their sinuous and elongated forms are well represented.



Greyhound and Hare in the Book of Kells.

The Art Deco movement, mainly an American movement in the 1920's, was mainly a graphic and illustrative style, although they also produced much sculpture and home furnishings. Greyhounds fit the bill for the smooth, fast lines that characterise Art Deco. A style of the times, Art Deco was focused on streamlined shapes and bold, stylized pictures that captured a sense of movement and thrust. Obviously, there was no better dog to represent the style than Greyhounds.



Levrier, Hagenauer. 1930.

Greyhounds and their various ancestors have played a varied role in art through history. They have always been popular in art because of their unique looks and their very personable qualities. Contemporary artists still love to feature these singular dogs – see if you can find a new favourite!

The Glasshound our Vendor Spotlight

The Glasshound stained glass artist inspiration started by creating stained glass panels and garden stones in 1995 as a hobby. I fell in love with the medium, took courses at Sandpiper Studios in Belleville and started creating larger and larger pieces. With a career in the Canadian Air Force and two youngish children most of the early work was Airforce, aircraft related or the normal stained glass subjects.

I had been doing custom stained glass and garden stones for 5 years when the "inspiration" for the Glasshound came into our house in the form of a female greyhound whose call name DZ Lipstick Red, or Mandy. This little induction changed our lives forever. Since then the house has been, and is home to many hounds. I began creating greyhound/Dog garden stones and panels to donate to the adoption groups. Subjects were normally Greyhounds, Afghans, and other animal related stained glass. This led to the sales and creation eventually of The Glasshound Stained Glass business.



The challenge I set myself with every piece, big or small, was to capture the essence of my subject without compromise to technical difficulties. I try to create depth and subtlety in the representation of natural subjects in stained glass. With the greyhounds, I find using actual taxidermist eyes in the panel brings the subject to life and the eyes tend to follow you!

I use both the copper foil method and the lead came method depending on the size and where the panel (or suncatcher) is to be placed/inserted. My designs are hand crafted, usually one of kind items. Custom work is taken from a photo or a drawing, changed to a stained glass pattern, and then two copies are printed to create the window panel, suncatcher, or stepping stone. One of the copies is used under the cut glass and the other one is cut and placed on glass sheets. With the Tiffany method of foiled glass, when all the glass is cut to size, it is wrapped with a copper foil (that is backed with glue); this will allow you to solder the pieces together to create the panel. Both sides of the panel are soldered, framed with lead came or zinc came and has two or more coats of wax applied to protect the piece.

Presently being introduced are stained glass fused tiles. Two or three layers of glass melted into each other to form a single piece. I have just finished some 4x4" pieces with greyhounds and other subjects on them.

We attend some shows such as Sandy Paws, Greyhounds in Gettysburg, and the local craft shows. The Glasshound website has samples of past and present stained glass, custom orders welcome, and contact information.



[Denis Dufault](#)

The Glass hound Stained Glass Artist

www.theglasshound.com

Drop-in Social at WAG

The January Drop-in Social at WAG was well-attended, and even some of Ottawa's newest greyhound residents came to visit and show off their new families.

The Drop-in Socials provide greyhounds and their folks a chance to visit with each other, enjoy a cup of coffee and do a wee bit of shopping.

We look forward to seeing you at the next social, which is scheduled for Sunday, March 21st between 10:30 am and 12:30pm.



Fudge scoping out some treats

Northern Greyhound Adoption – St. Alban's Vt is having their annual picnic on Saturday June 26, 2010. For those that would like to make a weekend out of it, the group rate at the La Quinta Suites next to the kennel will be \$109.00 USD including breakfast – they are dog friendly so your hounds are more than welcome.

Please call the St. Albans location directly and tell them you are part of the Greyhound Group. Reservations must be made by the end of April.

La Quinta Inn & Suites, St. Albans


813 Fairfax Road
St. Albans, VT 05478
Phone: 1-802-524-3300
Fax: 1-802-524-2387

Guest Room Features:

- Free wireless high-speed Internet access in all rooms, Refrigerator in all rooms, Premium Cable Channels, Coffee Maker, Hair Dryer, Iron with Ironing Board, Dataport Phones, Voicemail, Alarm Clock

Mud Mitts - is this issues Product Review by Melanie Begin

A house is not a home without a dog; but unfortunately, a home with a dog can often get messy – which brings me to my most recent product review, The Mud Mitt. Mud Mitts are made by local Greyhound owner Janet Sullivan. Although they are a simple design, they can have many uses – from cleaning dirty paws, to wiping the drool from a larger breed's mouth (such as a Great Dane or a St. Bernard).



For those not familiar with Mud Mitts, they are a unique combination of a mitten and a towel. They have a patterned flannelette back side and an absorbent terry cloth palm. For convenience, they have a small loop on the top to hang the mitt at your front entrance. When your hound gets muddy or wet it's as easy as slipping on the Mud Mitt and wiping them dry. Because it takes up much less space than a towel, it can easily be stored at entrances throughout the house.

The Mud Mitt is truly a product for every dog owner that takes their pup outdoors. With our unpredictable weather you never know whether your hound will be wet, snowy, muddy, or a combination of all three! The Mud Mitt offers a convenient solution that's always at hand, at a price that's easy to handle.

For more information on purchasing a Mud Mitt, Janet can be reached at 613-274-3961, or email MudMitts@swatandshovel.com. Mud Mitts are sold for \$7.00 each, two for \$12.00, or \$5.00 each when you purchase 3 or more.

Local Upcoming Events - March, April & May

Wag Social – March March 21st, 10:30 to 12:30.

East End Nail Clinics will be held on March 20, April 24,
West End Nail Clinics will be held on March 28, April 25,

The Supporters will be holding Workshops in the near future for *Knitting, Card Making, Bling, Canine Massage & Collar Making*. Attendance is limited so if you would like to attend the workshops please check the *GSNCR* website for details.

Enjoy a bit of travel.....

Greyhound Events for March, April & May – by Janet Sullivan

While we have to wait until next fall for Planet Day (not to wish summer past!), there are other such events happening to the south of us for any hounds who enjoy a bit of travel.

These events are similar to Planet Day but take place over 2 or 3 days with many organized outings, contests, seminars and (of course) many vendors selling wares to spoil your pups (and yourself!).

Perhaps short notice for this year, but an idea for a cold weather escape next year:

March 4 - 7

Sandy Paws,

Jekyll Island, Georgia

The seventh year for this event, it's a Margaritaville theme for 2010.

www.sandypaws.org

April 9-11

Spring Dewey

Dewey Beach, Delaware

This appears to be a lower key event than the fall version. Friday night Ice Cream Social, costume contest, picnic and Sunday Send-Off Beach Walk. (Wouldn't it be nice to feel sand between your toes, instead of snow...)

Dewey Beach dog license is required, but available at Dewey Beach Town Hall for \$15 and good for a lifetime.

www.deweyspring.info

April 23-25

Greyhounds in Gettysburg

Gettysburg, PA

With the additional interest of the civil war battlefields and museum to visit.

www.greyhoundsingettysburg.com

May 14 - 16

Greyhound Event of Michigan

Ann Arbor, Michigan

In the Clarion Hotel and Conference Centre, so everything under one roof, including accommodation.

Ann Arbor is a lovely university town and very dog friendly. (Web site has a list of places you can take your dog).

www.gemgreyhounds.org (then click on 2010 Greyhound Event)

For the really ambitious:

May 14-17

Kanab, Utah

Fun runs, auction, costume parade and contest, health and behaviour talks, vendors.

www.greyhoundgang.com

The Gazette committee encourages readers to share this newsletter with dog lovers of all kinds.

The next edition of the Gazette is scheduled for June 1st. If you have any suggestions for articles or would like to submit one please send it to solligrey@rogers.com no later than May 15th.

Enjoy

Your Gazette team.